

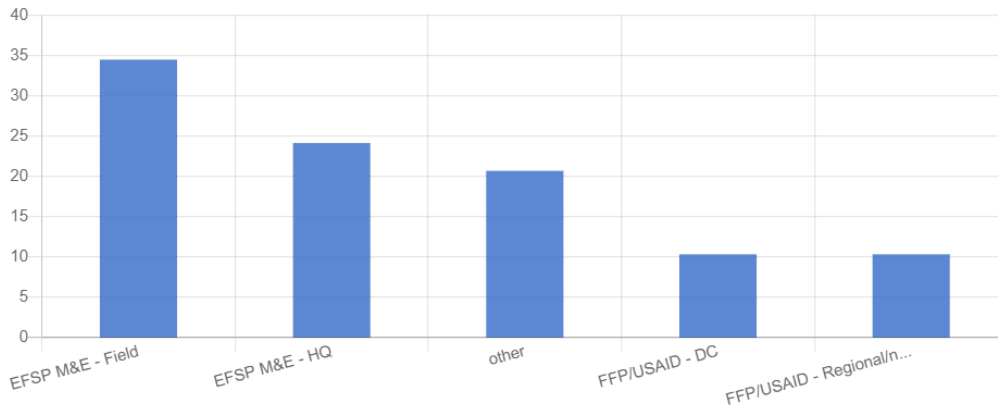
EFSP M&E Workshop Evaluation

Warning

This is an automated report based on raw data submitted to this project. Please conduct proper data cleaning prior to using the graphs and figures used on this page.

Which of the following best describes your role? ...

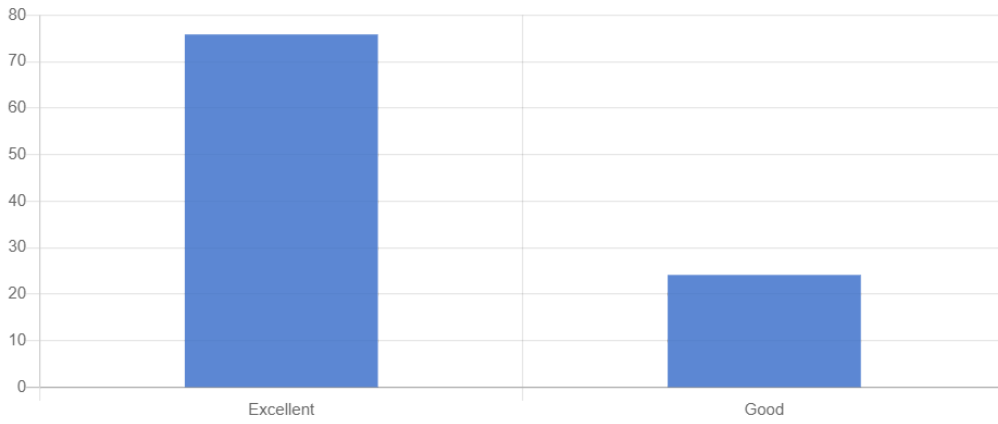
TYPE: "SELECT_ONE". 29 out of 29 respondents answered this question. (0 were without data.)



Value	Frequency	Percentage
EFSP M&E - Field	10	34.48
EFSP M&E - HQ	7	24.14
other	6	20.69
FFP/USAID - DC	3	10.34
FFP/USAID - Regional/national	3	10.34

How would you rate the event overall? ...

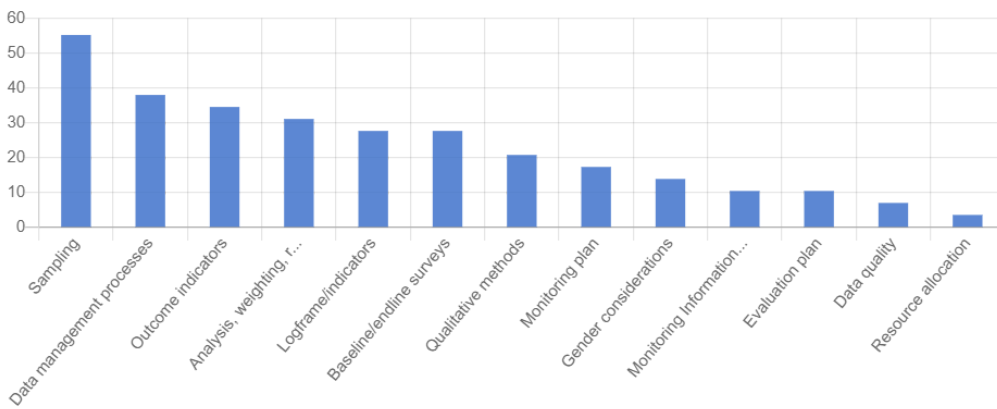
TYPE: "SELECT_ONE". 29 out of 29 respondents answered this question. (0 were without data.)



Value	Frequency	Percentage
Excellent	22	75.86
Good	7	24.14

What three (3) sessions of the workshop did you feel were most beneficial? ...

TYPE: "SELECT_MULTIPLE". 29 out of 29 respondents answered this question. (0 were without data.)



Value	Frequency	Percentage
Sampling	16	55.17
Data management processes	11	37.93
Outcome indicators	10	34.48
Analysis, weighting, reporting	9	31.03
Logframe/indicators	8	27.59
Baseline/endline surveys	8	27.59
Qualitative methods	6	20.69
Monitoring plan	5	17.24
Gender considerations	4	13.79
Monitoring Information Systems	3	10.34
Evaluation plan	3	10.34
Data quality	2	6.9
Resource allocation	1	3.45

Why?

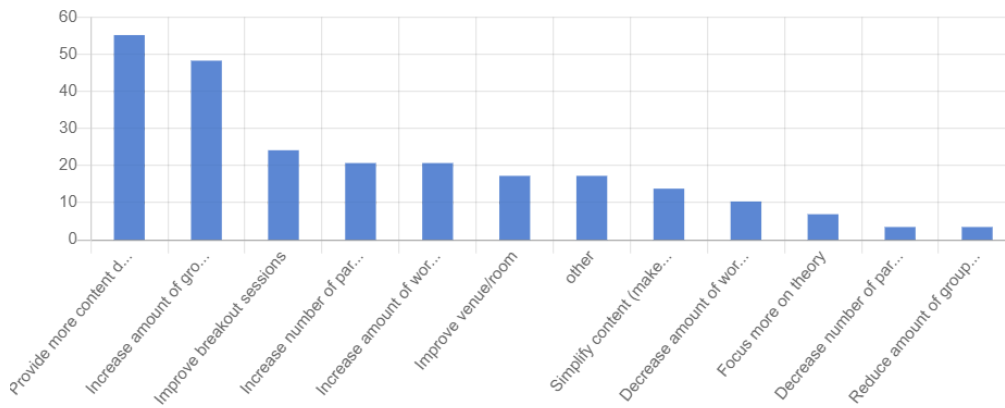
TYPE: "TEXT". 29 out of 29 respondents answered this question. (0 were without data.)

Value	Frequency	Percentage
Many of the topics are integral to field work. The topics chosen are more detailed and complex, rather than topics we already know and understand.	1	3.45
They were directly applicable to my work and important topics	1	3.45
We covered enough depth and thoroughly went through each of the components in detail	1	3.45
The conversations prompted by the activity were really useful for us to understand what partners are seeing/doing in the field	1	3.45
Field Applicability	1	3.45
Brought up key issues FFP sees. Great conversations around context specific considerations. Good for identifying webinar talking points for internal dissemination	1	3.45
Provided me more insights and clarified on some of the potential challenges I was experiencing but feel now I got some really good perspective on how to best address those challenges	1	3.45
It was a good mix of FFP technical requirements, group work and hearing from other partners on their experiences.	1	3.45
Resonated very well with answering some of the questions I had before coming to the workshop.	1	3.45
Data management because it's the foundation of effective monitoring, which is, of course, critical to effective humanitarian emergency programming. The other two because they were great refreshers on the importance of rigor in survey design.	1	3.45
That's what I needed the most. Plus really good presenters.	1	3.45
They were informative, well facilitated and relevant to my role and goals for M&E in my programming	1	3.45
Practical group exercise	1	3.45

I've learnt a lot of new things which gave me fresh ideas that I can implement when I'll be back on the field	1	3.45
I struggled with these during the project design	1	3.45
very useful for the whole project cycle from design, implementation, monitoring, reporting till the project closure.	1	3.45
They were well presenter.	1	3.45
We struggle with participation and gender considerations, we want to improve our qual methods, we struggle with multiple platforms for data storage.	1	3.45
I need to master them, and re-exposure is good	1	3.45
Familiar topics but presented in a new way, raised new insights	1	3.45
Most of the sessions in the workshop were useful and beneficial. However, I had issues in the sessions I indicated and presentations helped me significantly in solving them.	1	3.45
It was quite useful and effective	1	3.45
Resource allocation is often overlooked	1	3.45
They were super useful technical deep dives	1	3.45
Because	1	3.45
These were areas where I felt like I personally had the most to learn, so they were very valuable to me. I especially appreciated understanding the differences between FCS, rCSI and HHS, and how they complement each other.	1	3.45
They were very insightful and also relevant for my work.	1	3.45
Most rel event to my role	1	3.45
I learned a few-eye opening ideas from the above sessions.	1	3.45

Select up to three factors that can be improved for future workshops. ...

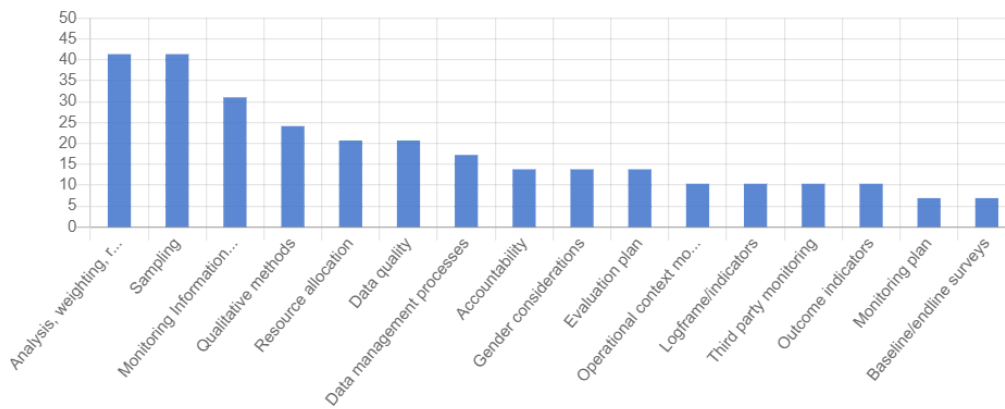
TYPE: "SELECT_MULTIPLE". 29 out of 29 respondents answered this question. (0 were without data.)



Value	Frequency	Percentage
Provide more content depth (make it more technical)	16	55.17
Increase amount of group work	14	48.28
Improve breakout sessions	7	24.14
Increase number of partner presentations	6	20.69
Increase amount of workshop time	6	20.69
Improve venue/room	5	17.24
other	5	17.24
Simplify content (make it less technical)	4	13.79
Decrease amount of workshop time	3	10.34
Focus more on theory	2	6.9
Decrease number of partner presentations	1	3.45
Reduce amount of group work	1	3.45

What topics should have had more time allocated (if any)? ...

TYPE: "SELECT_MULTIPLE". 27 out of 29 respondents answered this question. (2 were without data.)

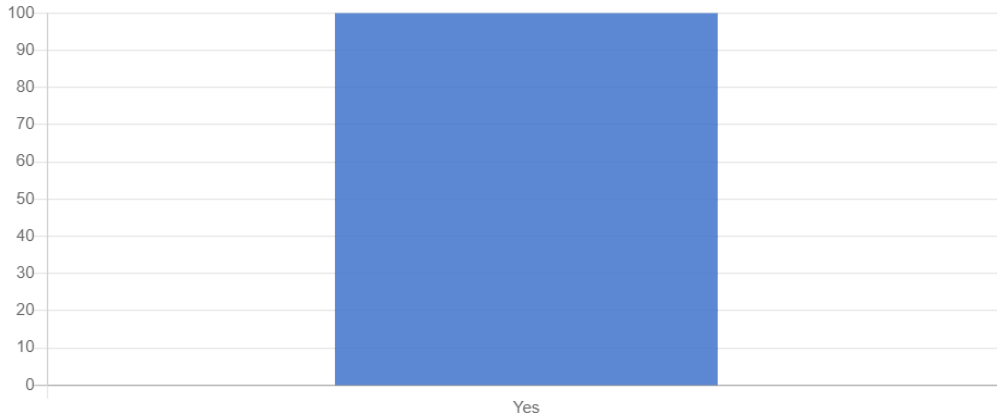


Value	Frequency	Percentage
Analysis, weighting, reporting	12	41.38
Sampling	12	41.38
Monitoring Information Systems	9	31.03
Qualitative methods	7	24.14
Resource allocation	6	20.69
Data quality	6	20.69
Data management processes	5	17.24
Accountability	4	13.79
Gender considerations	4	13.79
Evaluation plan	4	13.79
Operational context monitoring	3	10.34
Logframe/indicators	3	10.34
Third party monitoring	3	10.34
Outcome indicators	3	10.34
Monitoring plan	2	6.9
Baseline/endline surveys	2	6.9

Did you acquire the information and knowledge you had hoped to gain from this workshop?



TYPE: "SELECT_ONE". 29 out of 29 respondents answered this question. (0 were without data.)

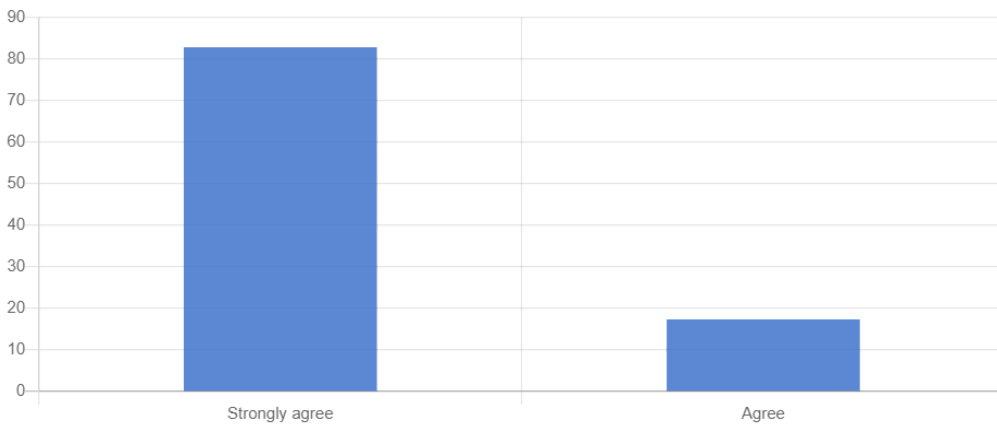


Value	Frequency	Percentage
Yes	29	100

This event was relevant to my role.



TYPE: "SELECT_ONE". 29 out of 29 respondents answered this question. (0 were without data.)



Value	Frequency	Percentage
Strongly agree	24	82.76
Agree	5	17.24

What learning(s) are you most likely to apply in your role/position?

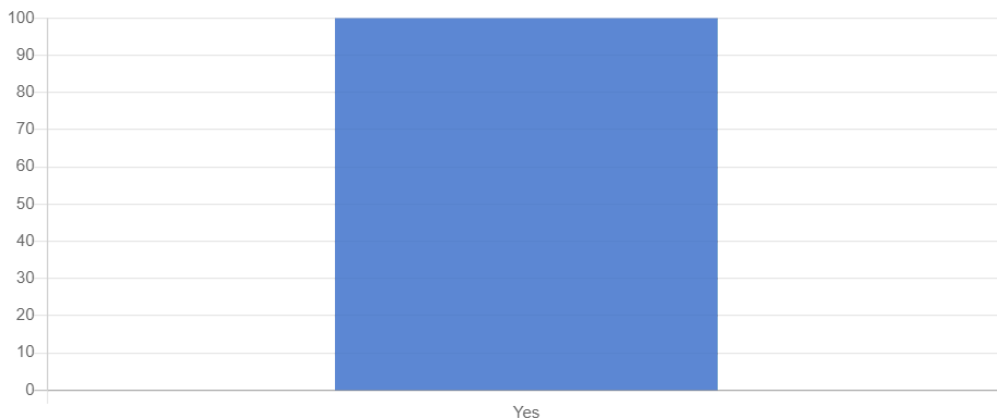
TYPE: "TEXT". 29 out of 29 respondents answered this question. (0 were without data.)

Value	Frequency	Percentage
Sampling	4	13.79
Sampling, Weighting, development of SoW	1	3.45
Data management process and sampling	1	3.45
To be honest, almost all of it. Was great to learn how other people are doing things also	1	3.45
sampling	1	3.45
Everything	1	3.45
New techniques for baseline, endline, PDM survey design	1	3.45
The workshop will help me in training my colleagues at the field. Also, most of the contents of the workshop specifically the presentations on the key FFP indicators, baseline and final evaluation surveys and sampling will help in better M&E plans development and implementation in the field.	1	3.45
Baseline, PDMs and End line	1	3.45
BHA update, verification methods	1	3.45
Clarifying the policy guideline, sampling procedures, Reporting and utilization of data	1	3.45
Learnings regarding strategies from other organizations.	1	3.45
The experiences from other partners were interesting to hear - I'm looking forward to applying some of their processes to my organization.	1	3.45
Sampling. Baseline/monitoring plans	1	3.45
Sampling, data flow/matrix, gender considerations in surveys, statistical tests in comparison surveys, improvement of DQA within the organization	1	3.45
[NA]	1	3.45
Sampling and reporting	1	3.45

We really need to rethink our data management strategies and processes to be more consistent with best practices.	1	3.45
More understanding about the challenges that face IP in the field.	1	3.45
Logframes, dataquality	1	3.45
Sample, AME plans, Quality of the data, qualitative data.	1	3.45
We would like to replicate in our region	1	3.45
Sampling, Analysis weighting reporting, baseline endline, outcome indicators	1	3.45
Key items to look out for for review. Guidance around proposals, pdm, sampling	1	3.45
Logframes/indicators, evaluation info for BD; Setting up Info Mgmt systems in the field	1	3.45
Ensuring that Monitoring, Evaluation and Reporting is considered from the beginning and hence adequately budgeted from the get go.	1	3.45

Will you share content of this workshop with others on your activity or in your organization? ...

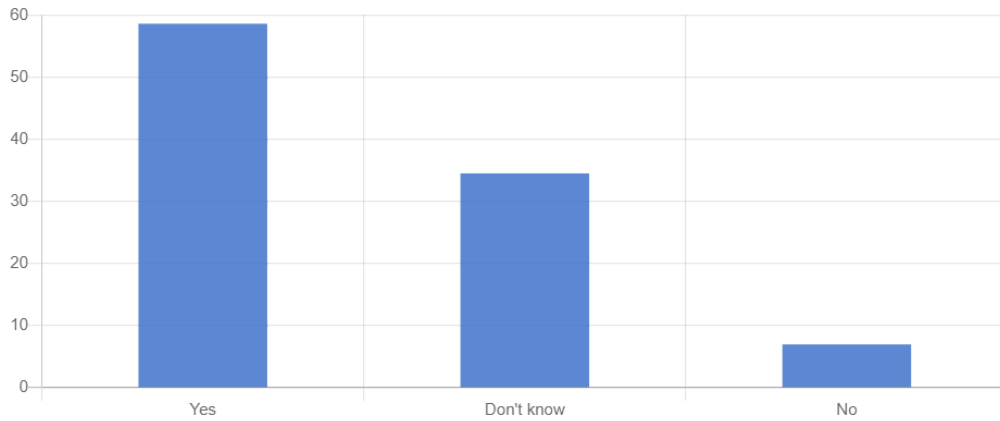
TYPE: "SELECT_ONE". 29 out of 29 respondents answered this question. (0 were without data.)



Value	Frequency	Percentage
Yes	29	100

Do you plan to hold similar workshop(s) (1-3 days) with your organization and/or partner staff? ...

TYPE: "SELECT_ONE". 29 out of 29 respondents answered this question. (0 were without data.)



Value	Frequency	Percentage
Yes	17	58.62
Don't know	10	34.48
No	2	6.9

Any other comments?

TYPE: "TEXT". 10 out of 29 respondents answered this question. (19 were without data.)

Value	Frequency	Percentage
None	2	6.9
Thanks for the quality of the workshop !!	1	3.45
It was a great workshop, thank you for the opportunity.	1	3.45
Some sessions were very well presented and relevant and others were more like lectures that went over information I thought most of the participants already had.	1	3.45
Thanks! I found this useful	1	3.45
Excellent Workshop! Helped me realise that other implementers are facing similar challenges and some have come up with great solutions to address them already	1	3.45
This is the best organized workshop that I've attended in the recent time, especially when it came to time management...thank you! Here's one suggest: please consider creating participants' workbook that walks thru creating an imaginery M&E and report system for a given country. Base the groupworks and breakout sessions on this country and at the of the workshop, we should have a sample functional system. All the great ideas and examples shared during the training should be consolidated into this workbook.	1	3.45
A very productive and useful training session	1	3.45
Mission offices should plan a one day or 2 day event with IPs on M&E issues and standardizing tools and data analysis. Maube quarterly or bi-annually so that we keep improving	1	3.45